



MAR 14 2017

FILE NO. 118331686

DO NOT WRITE ABOVE THIS LINE; RESERVED FOR ACC USE ONLY.

ARTICLES OF AMENDMENT*Read the Instructions L015i*

1. **ENTITY NAME** – give the exact name of the LLC as currently shown in A.C.C. records:

Picnic Basket LLC

2. **A.C.C. FILE NUMBER:** L18331686

Find the A.C.C. file number on the upper corner of filed documents OR on our website at: <http://www.azcc.gov/Divisions/Corporations>


**CHECK THE BOX NEXT TO EACH CHANGE BEING MADE AND
COMPLETE THE REQUESTED INFORMATION FOR THAT CHANGE.**

3. ☐ **ENTITY NAME CHANGE** – type or print the exact NEW name of the LLC in the space below:

4. ☒ **MEMBERS CHANGE (CHANGE IN MEMBERS)** – *see Instructions L015i* – Use one block per person – FOR MEMBERS CURRENTLY SHOWN IN A.C.C. RECORDS – list the name of each member being changed, and below that provide any new information for that member (new name and/or address), then check all boxes that apply to indicate the change being made for that member. FOR NEW MEMBERS – in a separate block, list the name in the NEW Name blank and give the address, and check the appropriate box. If more space is needed, complete and attach the Amendment Attachment for Members form L044.

Cathy Johnson Name currently shown in ACC records			John Johnson Jr. Name currently shown in ACC records		
NEW Name PO Box 503 Address 1			NEW Name PO Box 503 Address 1		
Address 2 (optional) Lakeside City		AZ State or Province	Address 2 (optional) Lakeside City		AZ State or Province
85929 Zip		UNITED STATES Country	85929 Zip		UNITED STATES Country
<input type="checkbox"/> Address change	<input type="checkbox"/> Add as 20% or more member	<input type="checkbox"/> Name change	<input type="checkbox"/> Add as less than 20% member	<input checked="" type="checkbox"/> Remove member	
Name currently shown in ACC records			Name currently shown in ACC records		
NEW Name			NEW Name		
Address 1			Address 1		
Address 2 (optional)			Address 2 (optional)		
City		State or Province	City		State or Province
Country			Country		
<input type="checkbox"/> Address change	<input type="checkbox"/> Add as 20% or more member	<input type="checkbox"/> Name change	<input type="checkbox"/> Add as less than 20% member	<input type="checkbox"/> Remove member	

HEADS UP



☐ BAD QUALITY/DOC SIZE

☐ INCOMPLETE DOCUMENT RECEIVED

☐ WRONG FORM

☒ NO PAYMENT

☐ INSUFICIENT MOD ACCOUNT

☐ INACTIVE MOD ACCOUNT

☐ WRONG MOD AMOUNT IN COVERSHEET

☐ WRONG MOD ACCOUNT NUMBER

☐ NO COVERSHEET

☐ OTHER:

DATE:

INITIAL:

5. ☐ **MANAGERS CHANGE (CHANGE IN MANAGERS)** – Use one block per person – FOR MANAGERS CURRENTLY SHOWN IN A.C.C. RECORDS – list the name of each manager being changed, and below that provide any new information for that manager (new name and/or address), then check all boxes that apply to indicate the change being made for that manager. FOR NEW MANAGERS – in a **separate block**, list the name in the NEW Name blank and give the address, and check the appropriate box. If more space is needed, complete and attach the Amendment Attachment for Managers form L043.

Name currently shown in ACC records			Name currently shown in ACC records		
NEW Name			NEW Name		
Address 1			Address 1		
Address 2 (optional)			Address 2 (optional)		
City	State or Province	Zip	City	State or Province	Zip
Country			Country		
<input type="checkbox"/> Address change <input type="checkbox"/> Add as manager <input type="checkbox"/> Name change <input type="checkbox"/> Remove manager			<input type="checkbox"/> Address change <input type="checkbox"/> Add as manager <input type="checkbox"/> Name change <input type="checkbox"/> Remove manager		

6. ☐ **MANAGEMENT STRUCTURE CHANGE** – see Instructions L015i – check only one box below and follow instructions:
- ☐ CHANGING TO **MANAGER-MANAGED LLC** – complete and attach the Manager Structure Attachment form L040. *The filing will be rejected if it is submitted without the attachment.*
 - ☐ CHANGING TO **MEMBER-MANAGED LLC** – complete and attach the Member Structure Attachment form L041. *The filing will be rejected if it is submitted without the attachment.*

7. ☒ **STATUTORY AGENT CHANGE – NEW AGENT APPOINTED** – see Instructions L015i:

7.1 REQUIRED – give the name (can be an individual or an entity) and physical or street address (not a P.O. Box) in Arizona of the NEW statutory agent:			7.2 OPTIONAL – mailing address in Arizona of NEW Statutory Agent (can be a P.O. Box):		
Brian A. Brimhall					
Statutory Agent Name (required)					
Attention (optional)			Attention (optional)		
4989 Sherwood Dr.					
Address 1			Address 1		
Address 2 (optional)			Address 2 (optional)		
City	State	Zip	City	State	Zip
Lakeside	AZ	85929			
7.3 REQUIRED – the <u>Statutory Agent Acceptance</u> form M002 must be submitted along with these Articles of Amendment.					

8. ☐ **STATUTORY AGENT ADDRESS CHANGE – ADDRESS OF CURRENT STATUTORY AGENT** – complete 8.1 and/or 8.2:

8.1 NEW physical or street address (not a P. O. Box) in Arizona of the existing statutory agent:			8.2 NEW mailing address in Arizona of the existing statutory agent (can be a P.O. Box):		
Attention (optional)			Attention (optional)		
Address 1			Address 1		
Address 2 (optional)			Address 2 (optional)		
City	State	Zip	City	State	Zip

9. ☐ **ARIZONA KNOWN PLACE OF BUSINESS ADDRESS CHANGE:**

9.1 Is the NEW Arizona known place of business address the same as the street address of the statutory agent?

- ☐ Yes - go to number 10 and continue
☐ No - go to number 9.2 and continue

9.2 If you answered "No" to number 9.1, give the **NEW physical or street address** (not a P.O. Box) of the known place of business of the LLC in Arizona:

Attention (optional)		
Address 1		
Address 2 (optional)		
City	State or Province	Zip
Country		

10. ☐ **DURATION CHANGE** - check one to indicate the **NEW** duration or life period of the LLC:

- ☐ Perpetual
☐ The LLC's life period will end on this **date**: _____ (enter a date - mm/dd/yy)
☐ The LLC's life period will end upon the occurrence of this **event**: _____ (describe an event)

11. ☐ **ENTITY TYPE CHANGE** - if changing entity type, check one and follow instructions:

- ☐ Changing to a PROFESSIONAL LLC - number 12 must also be completed.
☐ Changing to a NON-PROFESSIONAL LLC (professional LLC becoming a regular LLC).

12. ☐ **PROFESSIONAL SERVICES CHANGE** - describe the **NEW** type of professional services the professional LLC will render:

13. ☐ **OTHER AMENDMENT** - if an amendment was made that was not addressed by the check boxes on this form, then you must attach to these Articles of Amendment a complete copy of the LLC's written amendment.

SIGNATURE: By checking the box marked "I accept" below, I acknowledge *under penalty of perjury* that this document together with any attachments is submitted in compliance with Arizona law.

☒ I ACCEPT

Signature: _____ Printed Name: Denise Johnson Date (mm/dd/yy): _____

REQUIRED - check only one and fill in the corresponding blank if signing for an entity:

<input checked="" type="checkbox"/> This is a manager-managed LLC and I am signing individually as a manager or I am signing for an entity manager named: _____	<input checked="" type="checkbox"/> This is a member-managed LLC and I am signing individually as a member or I am signing for an entity member named: <u>Denise Johnson</u>
--	---

Filing Fee: \$25.00 (regular processing) Expedited processing - add \$35.00 to filing fee. All fees are nonrefundable - see Instructions.	Mail: Arizona Corporation Commission - Corporate Filings Section 1300 W. Washington St., Phoenix, Arizona 85007 Fax: 602-542-4100
---	---

Please be advised that A.C.C. forms reflect only the minimum provisions required by statute. You should seek private legal counsel for those matters that may pertain to the individual needs of your business.
All documents filed with the Arizona Corporation Commission are public record and are open for public inspection.
If you have questions after reading the Instructions, please call 602-542-3026 or (within Arizona only) 800-345-5819.

DO NOT WRITE ABOVE THIS LINE; RESERVED FOR ACC USE ONLY.

STATUTORY AGENT ACCEPTANCE

Please read Instructions M002i

1. **ENTITY NAME** – give the **exact** name in Arizona of the corporation or LLC that has appointed the Statutory Agent (this must match exactly the name as listed on the document appointing the statutory agent, e.g., Articles of Organization or Article of Incorporation):

Picnic Basket LLC

2. **STATUTORY AGENT NAME** – give the exact name of the Statutory Agent appointed by the entity listed in number 1 above (this will be *either* an individual or an entity). **NOTE** – the name must match **exactly** the statutory agent name as listed in the document that appoints the statutory agent (e.g. Articles of Incorporation or Articles of Organization), including any middle initial or suffix:

Brian A. Brimhall

3. STATUTORY AGENT SIGNATURE:

By the signature appearing below, the individual or entity named in number 2 above accepts the appointment as statutory agent for the entity named in number 1 above, and acknowledges that the appointment is effective until the appointing entity replaces the statutory agent or the statutory agent resigns, whichever occurs first.

The person signing below declares and certifies *under penalty of perjury* that the information contained within this document together with any attachments is true and correct, and is submitted in compliance with Arizona law.


Signature

Brian A. Brimhall
Printed Name

3/18/2017
Date

REQUIRED – check only one:

<input checked="" type="checkbox"/> Individual as statutory agent: I am signing on behalf of myself as the individual (natural person) named as statutory agent.	<input type="checkbox"/> Entity as statutory agent: I am signing on behalf of the entity named as statutory agent, and I am authorized to act for that entity.
---	---

Filing Fee: none (regular processing) Expedited processing – not applicable. All fees are nonrefundable – see Instructions.	Mail: Arizona Corporation Commission – Corporate Filings Section 1300 W. Washington St., Phoenix, Arizona 85007 Fax: 602-542-4100
---	---

Please be advised that A.C.C. forms reflect only the **minimum** provisions required by statute. You should seek private legal counsel for those matters that may pertain to the individual needs of your business.
All documents filed with the Arizona Corporation Commission are **public record** and are open for public inspection.
If you have questions after reading the Instructions, please call 602-542-3026 or (within Arizona only) 800-345-5819.

Form **2553**

(Rev. December 2013)

Department of the Treasury
Internal Revenue Service**Election by a Small Business Corporation**
(Under section 1362 of the Internal Revenue Code)

▶ See Parts II and III on page 3.

▶ You can fax this form to the IRS (see separate instructions).

▶ Information about Form 2553 and its separate instructions is at www.irs.gov/form2553.

OMB No. 1545-0123

Note. This election to be an S corporation can be accepted only if all the tests are met under *Who May Elect* in the instructions, all shareholders have signed the consent statement, an officer has signed below, and the exact name and address of the corporation (entity) and other required form information have been provided.

Part I Election Information

Type or Print	Name (see instructions)	A Employer identification number
	Picnic Basket LLC C/O Dee Johnson	46-2421227
	Number, street, and room or suite no. (If a P.O. box, see instructions.)	B Date incorporated
	PO Box 503	03/19/2013
	City or town, state, and ZIP code	C State of incorporation
	Lakeside, AZ 85929	Arizona

D Check the applicable box(es) if the corporation (entity), after applying for the EIN shown in **A** above, changed its ☐ name or ☐ address

E Election is to be effective for tax year beginning (month, day, year) (see instructions) ▶

Caution. A corporation (entity) making the election for its first tax year in existence will usually enter the beginning date of a short tax year that begins on a date other than January 1.

F Selected tax year:

- (1) ☒ Calendar year
 (2) ☐ Fiscal year ending (month and day) ▶
 (3) ☐ 52-53-week year ending with reference to the month of December
 (4) ☐ 52-53-week year ending with reference to the month of ▶

If box (2) or (4) is checked, complete Part II.

G If more than 100 shareholders are listed for item J (see page 2), check this box if treating members of a family as one shareholder results in no more than 100 shareholders (see test 2 under *Who May Elect* in the instructions) ▶ ☐

H Name and title of officer or legal representative who the IRS may call for more information

I Telephone number of officer or legal representative

Brian A. Brimhall

928-205-8371

If this S corporation election is being filed late, I declare that I had reasonable cause for not filing Form 2553 timely, and if this late election is being made by an entity eligible to elect to be treated as a corporation, I declare that I also had reasonable cause for not filing an entity classification election timely and that the representations listed in Part IV are true. See below for my explanation of the reasons the election or elections were not made on time and a description of my diligent actions to correct the mistake upon its discovery (see instructions).

Sign Here



Under penalties of perjury, I declare that I have examined this election, including accompanying documents, and, to the best of my knowledge and belief, the election contains all the relevant facts relating to the election, and such facts are true, correct, and complete.

Signature of officer

Title

Date

Part I Election Information (continued) Note. If you need more rows, use additional copies of page 2.

J Name and address of each shareholder or former shareholder required to consent to the election. (see instructions)	K Shareholder's Consent Statement Under penalties of perjury, I declare that I consent to the election of the above-named corporation (entity) to be an S corporation under section 1362(a) and that I have examined this consent statement, including accompanying documents, and, to the best of my knowledge and belief, the election contains all the relevant facts relating to the election, and such facts are true, correct, and complete. I understand my consent is binding and may not be withdrawn after the corporation (entity) has made a valid election. If seeking relief for a late filed election, I also declare under penalties of perjury that I have reported my income on all affected returns consistent with the S corporation election for the year for which the election should have been filed (see beginning date entered on line E) and for all subsequent years.	L Stock owned or percentage of ownership (see instructions)		M Social security number or employer identification number (see instructions)	N Shareholder's tax year ends (month and day)
		Number of shares or percentage of ownership	Date(s) acquired		
John Johnson Jr. PO Box 503 Lakeside, AZ 85929		50%	01/01/2017	527-91-4696	December 31
Denise Johnson PO Box 503 Lakeside, AZ 85929		50%	03/19/2013	527-91-3032	December 31

Part II Selection of Fiscal Tax Year (see instructions)**Note.** All corporations using this part must complete item Q and item P, Q, or R.**Q** Check the applicable box to indicate whether the corporation is:

1. ☐ A new corporation **adopting** the tax year entered in item F, Part I.
2. ☐ An existing corporation **retaining** the tax year entered in item F, Part I.
3. ☐ An existing corporation **changing** to the tax year entered in item F, Part I.

P Complete item P if the corporation is using the automatic approval provisions of Rev. Proc. 2006-46, 2006-45 I.R.B. 859, to request (1) a natural business year (as defined in section 5.07 of Rev. Proc. 2006-46) or (2) a year that satisfies the ownership tax year test (as defined in section 5.08 of Rev. Proc. 2006-46). Check the applicable box below to indicate the representation statement the corporation is making.

1. Natural Business Year ☐ I represent that the corporation is adopting, retaining, or changing to a tax year that qualifies as its natural business year (as defined in section 5.07 of Rev. Proc. 2006-46) and has attached a statement showing separately for each month the gross receipts for the most recent 47 months (see instructions). I also represent that the corporation is not precluded by section 4.02 of Rev. Proc. 2006-46 from obtaining automatic approval of such adoption, retention, or change in tax year.

2. Ownership Tax Year ☐ I represent that shareholders (as described in section 5.08 of Rev. Proc. 2006-46) holding more than half of the shares of the stock (as of the first day of the tax year to which the request relates) of the corporation have the same tax year or are concurrently changing to the tax year that the corporation adopts, retains, or changes to per item F, Part I, and that such tax year satisfies the requirement of section 4.01(3) of Rev. Proc. 2006-46. I also represent that the corporation is not precluded by section 4.02 of Rev. Proc. 2006-46 from obtaining automatic approval of such adoption, retention, or change in tax year.

Note. If you do not use item P and the corporation wants a fiscal tax year, complete either item Q or R below. Item Q is used to request a fiscal tax year based on a business purpose and to make a back-up section 444 election. Item R is used to make a regular section 444 election.**Q** Business Purpose—To request a fiscal tax year based on a business purpose, check box Q1. See instructions for details including payment of a user fee. You may also check box Q2 and/or box Q3.

1. Check here ☐ if the fiscal year entered in item F, Part I, is requested under the prior approval provisions of Rev. Proc. 2002-39, 2002-22 I.R.B. 1046. Attach to Form 2553 a statement describing the relevant facts and circumstances and, if applicable, the gross receipts from sales and services necessary to establish a business purpose. See the instructions for details regarding the gross receipts from sales and services. If the IRS proposes to disapprove the requested fiscal year, do you want a conference with the IRS National Office?

☐ Yes ☐ No

2. Check here ☐ to show that the corporation intends to make a back-up section 444 election in the event the corporation's business purpose request is not approved by the IRS. (See instructions for more information.)

3. Check here ☐ to show that the corporation agrees to adopt or change to a tax year ending December 31 if necessary for the IRS to accept this election for S corporation status in the event (1) the corporation's business purpose request is not approved and the corporation makes a back-up section 444 election, but is ultimately not qualified to make a section 444 election, or (2) the corporation's business purpose request is not approved and the corporation did not make a back-up section 444 election.

R Section 444 Election—To make a section 444 election, check box R1. You may also check box R2.

1. Check here ☐ to show that the corporation will make, if qualified, a section 444 election to have the fiscal tax year shown in item F, Part I. To make the election, you must complete **Form 8716, Election To Have a Tax Year Other Than a Required Tax Year**, and either attach it to Form 2553 or file it separately.

2. Check here ☐ to show that the corporation agrees to adopt or change to a tax year ending December 31 if necessary for the IRS to accept this election for S corporation status in the event the corporation is ultimately not qualified to make a section 444 election.

Part III Qualified Subchapter S Trust (QSST) Election Under Section 1361(d)(2)*

Income beneficiary's name and address

Social security number

Trust's name and address

Employer identification number

Date on which stock of the corporation was transferred to the trust (month, day, year)

In order for the trust named above to be a QSST and thus a qualifying shareholder of the S corporation for which this Form 2553 is filed, I hereby make the election under section 1361(d)(2). Under penalties of perjury, I certify that the trust meets the definitional requirements of section 1361(d)(3) and that all other information provided in Part III is true, correct, and complete.

Signature of income beneficiary or signature and title of legal representative or other qualified person making the election

Date

*Use Part III to make the QSST election only if stock of the corporation has been transferred to the trust on or before the date on which the corporation makes its election to be an S corporation. The QSST election must be made and filed separately if stock of the corporation is transferred to the trust after the date on which the corporation makes the S election.

Part IV Late Corporate Classification Election Representations (see instructions)

If a late entity classification election was intended to be effective on the same date that the S corporation election was intended to be effective, relief for a late S corporation election must also include the following representations.

- 1 The requesting entity is an eligible entity as defined in Regulations section 301.7701-3(a);
- 2 The requesting entity intended to be classified as a corporation as of the effective date of the S corporation status;
- 3 The requesting entity fails to qualify as a corporation solely because Form 8832, Entity Classification Election, was not timely filed under Regulations section 301.7701-3(c)(1)(i), or Form 8832 was not deemed to have been filed under Regulations section 301.7701-3(c)(1)(v)(C);
- 4 The requesting entity fails to qualify as an S corporation on the effective date of the S corporation status solely because the S corporation election was not timely filed pursuant to section 1362(b); and
- 5a The requesting entity timely filed all required federal tax returns and information returns consistent with its requested classification as an S corporation for all of the years the entity intended to be an S corporation and no inconsistent tax or information returns have been filed by or with respect to the entity during any of the tax years, or
- b The requesting entity has not filed a federal tax or information return for the first year in which the election was intended to be effective because the due date has not passed for that year's federal tax or information return.

RECEIVED

MAR 14 2017

ARIZONA CORP. COMMISSION
CORPORATIONS DIVISION

Note: Form 2553 begins on the next page.

Fax numbers for filing Form 2553 have changed.

The fax number for filing Form 2553 with the **Cincinnati** Service Center has changed. The new number is 855-270-4081 (the old number was 859-669-5748).

The fax number for filing Form 2553 with the **Ogden** Service Center has changed. The new number is 855-214-7520 (the old number was 801-620-7116).

RECEIVED

MAR 14 2017

ARIZONA CORP. COMMISSION
CORPORATIONS DIVISION



DO NOT WRITE ABOVE THIS LINE; RESERVED FOR ACC USE ONLY.

ARIZONA CORPORATION COMMISSION CORPORATIONS DIVISION

COVER SHEET

USE A SEPARATE COVER SHEET FOR EACH DOCUMENT
**** ORDER COPIES USING A RECORDS REQUEST FORM ****

WHAT ARE YOU FILING?

☐ New Entity ☒ Change to existing entity ☐ Re-submission of rejected filing

ENTITY NAME - give the exact name of the corporation as currently shown in A.C.C. records:

Picnic Basket LLC

EXPEDITED PROCESSING?

☐ YES - add \$35 to the filing fee ☒ NO - pay only the filing fee

Document filing fees are listed on the bottom of each form or on the fee schedule on our website, <http://ecorp.azcc.gov>, under the FAQs.

PAYMENT:

☐ MOD Account #: Total amount to deduct:

Cash - do not mail cash. Cash may be used only for in-person submittals.

Checks or money orders - must be made payable to "Arizona Corporation Commission," with all words spelled out and no abbreviations. Checks must be completely and properly filled out, including the amount sections. UNACCEPTABLE CHECKS include: no imprinted or preprinted name and address of the account holder; no imprinted or preprinted check number; handwritten or stamped names, addresses, or check numbers; temporary checks (new accounts).

Credit cards - may be used for in-person submittals, and for online corporation annual reports, online name reservations, or online certificates of good standing. We accept only Visa, MasterCard, and American Express.

REQUIRED - RETURN DELIVERY OPTION (PLEASE PRINT CLEARLY and select only ONE):

<input checked="" type="checkbox"/> Email	Email address: babcpa@frontier.net.net		
<input type="checkbox"/> Pick up	Name:	Phone:	
<input type="checkbox"/> Mail	Name:		
	Address:		
	City:	State:	Zip:
	Phone:		

DOCUMENTS WILL BE MAILED IF THEY ARE NOT PICKED UP IN A TIMELY MANNER (APPROXIMATELY ONE WEEK)

FOR ARIZONA CORPORATION COMMISSION USE ONLY

PICK-UP BY:

DATE:

View current processing times at: www.azcc.gov/Divisions/Corporations/document-processing-times.pdf